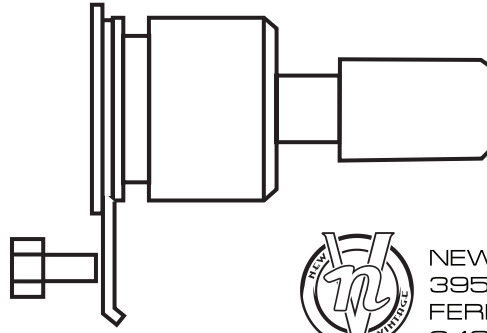


99002-04

FORD STYLE SPEEDOMETER SENDER ADAPTER INSTALLATION INSTRUCTIONS

Installation:

1. Remove speedometer cable if required
2. Screw adapter onto GM style sender, careful not to bind drive tang.
3. Install in the reverse of cable removal.
4. Wire sender as shown or according to your speedometer instructions



NEW VINTAGE USA LLC
395 WEST CHESTERFIELD
FERNDALE, MI 48220
248.259.4964

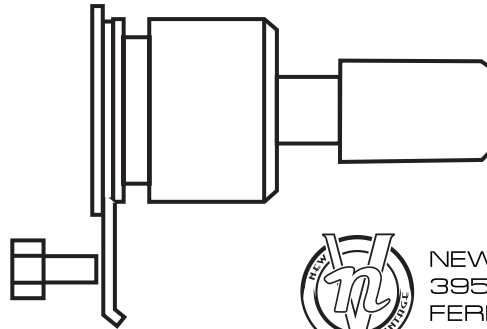
www.newvintageusa.com

99002-04

FORD STYLE SPEEDOMETER SENDER ADAPTER INSTALLATION INSTRUCTIONS

Installation:

1. Remove speedometer cable if required
2. Screw adapter onto GM style sender, careful not to bind drive tang.
3. Install in the reverse of cable removal.
4. Wire sender as shown or according to your speedometer instructions



NEW VINTAGE USA LLC
395 WEST CHESTERFIELD
FERNDALE, MI 48220
248.259.4964

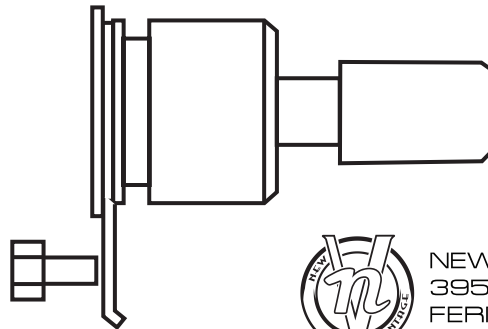
www.newvintageusa.com

99002-04

FORD STYLE SPEEDOMETER SENDER ADAPTER INSTALLATION INSTRUCTIONS

Installation:

1. Remove speedometer cable if required
2. Screw adapter onto GM style sender, careful not to bind drive tang.
3. Install in the reverse of cable removal.
4. Wire sender as shown or according to your speedometer instructions



NEW VINTAGE USA LLC
395 WEST CHESTERFIELD
FERNDALE, MI 48220
248.259.4964

www.newvintageusa.com